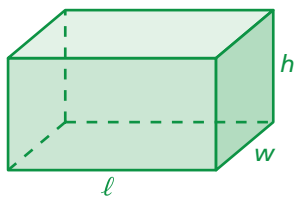


Key Concept and Vocabulary

Surface Area of a Rectangular Prism

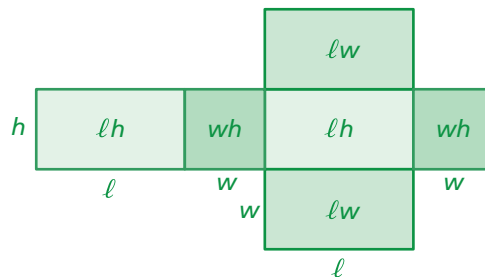


$$S = 2lw + 2lh + 2wh$$

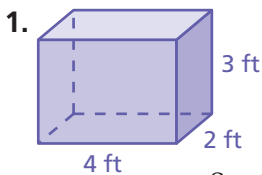


Visual Model

Net for a Rectangular Prism



Skill Example

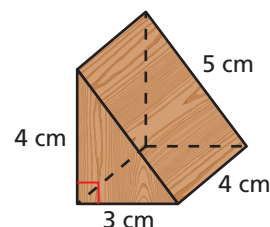


$$\begin{aligned} S &= 2(4 \cdot 2) + 2(4 \cdot 3) + 2(2 \cdot 3) \\ &= 16 + 24 + 12 \\ &= 52 \text{ ft}^2 \end{aligned}$$

Application Example

2. Find the surface area of the block.

$$\begin{aligned} S &= 2\left(\frac{1}{2} \cdot 3 \cdot 4\right) + 4 \cdot 5 + 3 \cdot 4 + 4 \cdot 4 \\ &= 12 + 20 + 12 + 16 \\ &= 60 \end{aligned}$$



The surface area is 60 cm^2 .

PRACTICE MAKES PURR-FECT®



Check your answers at BigIdeasMath.com.

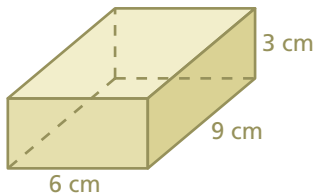
Find the surface area of the prism.

3. Rectangular Prism



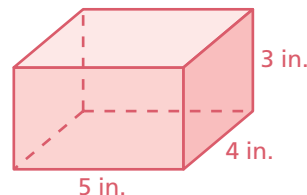
$S =$ _____

4. Rectangular Prism



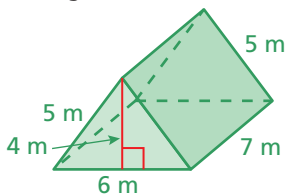
$S =$ _____

5. Rectangular Prism



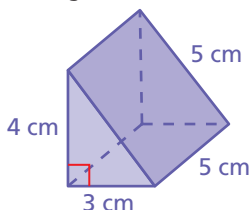
$S =$ _____

6. Triangular Prism



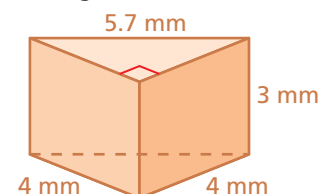
$S =$ _____

7. Triangular Prism



$S =$ _____


8. Triangular Prism



$S =$ _____

9. **AQUARIUM** How much glass is used to make the four sides of the aquarium? _____

10. **AQUARIUM** How much glass is used to make the base of the aquarium? _____



4 ft