







Key Concept and Vocabulary

Definition	Example
A <i>point</i> is an exact location in space.	
A <i>line</i> is a straight path of points that goes on without end in both directions.	
A <i>line segment</i> is a part of a line that includes two endpoints and all of the points between them.	
A <i>ray</i> is a part of a line that has one endpoint and goes on without end in one direction.	



Skill Examples

1. 
 J and K lie on the line.
 So, the name of the line is \overleftrightarrow{JK} or \overleftrightarrow{KJ} .

2. 
 The ray starts at W and passes through X .
 So, the name of the ray is \overrightarrow{WX} .

Application Example

3. The arrow on the sign has one endpoint and goes on without end in one direction.



- The arrow looks like a ray.

PRACTICE MAKES PURR-FECT®



Check your answers at BigIdeasMath.com.

Name the figure shown.



Draw and label the figure.

7. \overleftrightarrow{XY}

8. \overrightarrow{RS}

9. \overline{BC}

10. **ROAD SIGNS** Which road sign(s) contain a figure that looks like a line?

