


REVIEW: Using a Compass

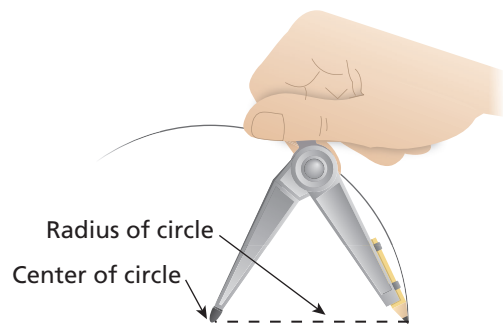
Name _____

Key Concept and Vocabulary



Visual Model

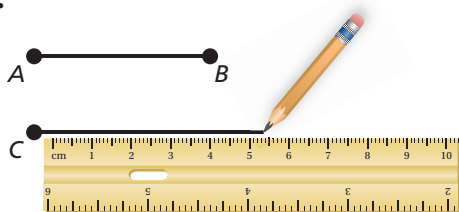
Drawing a circle



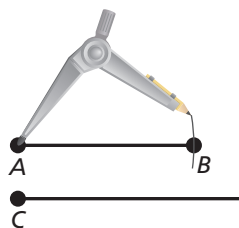
Skill Example

1. Copy the segment.

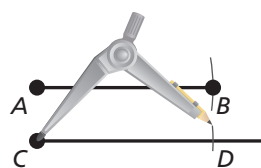
a.



b.



c.



AB and CD have the same length.



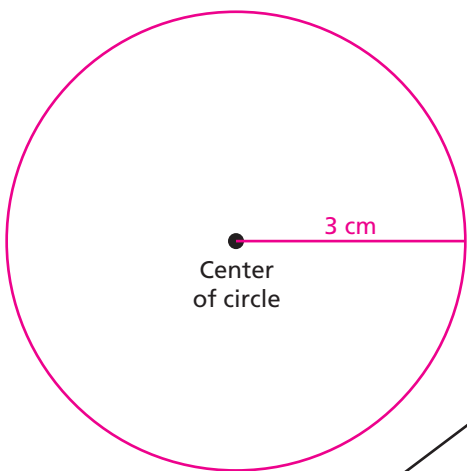
PRACTICE MAKES PURR-FECT®

Check your answers at BigIdeasMath.com.

Use a straightedge and compass to copy the segment.



4. Draw a circle that has a radius of 3 centimeters.



5. Set the compass to a length of 1 inch. Complete the triangle so that it has sides of 4 inches, 3 inches, and 5 inches.

