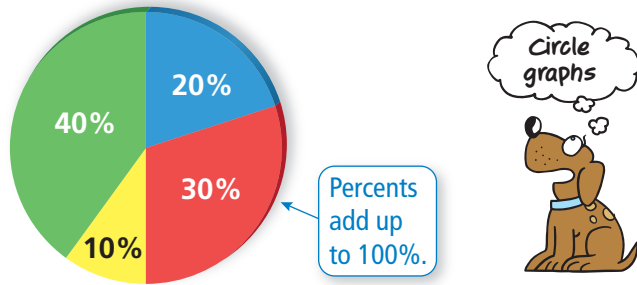
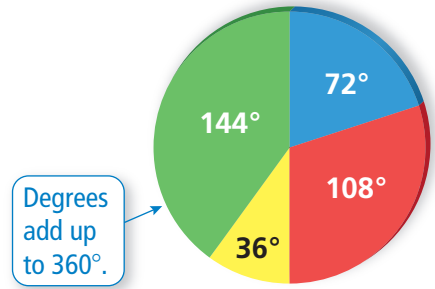


Key Concept and Vocabulary



Visual Model



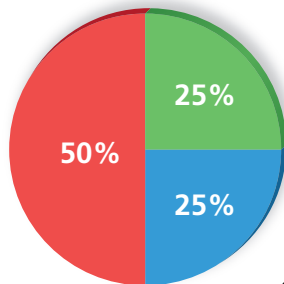
Skill Example

1. Data: 15, 15, 30

Angles:

$\frac{15}{60} = 25\%$ 25% of 360° is 90°.

$\frac{30}{60} = 50\%$ 50% of 360° is 180°.

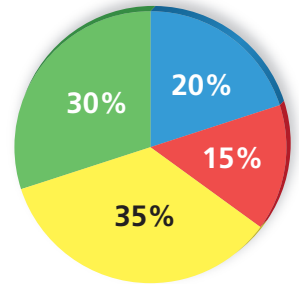


Application Example

2. 200 people were asked to name their favorite color. How many said blue?

20% of 200 = 40

40 people said "blue."



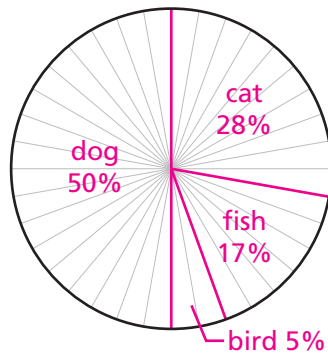
PRACTICE MAKES PURR-FECT®



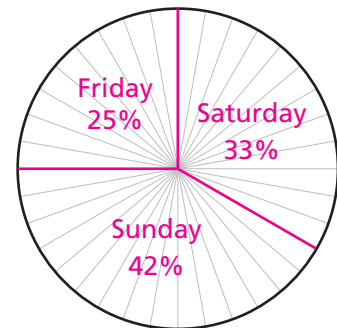
Check your answers at BigIdeasMath.com.

Draw a circle graph for the data. Label each part of the graph.

3. Favorite Pet:
dog 9, cat 5,
fish 3, bird 1



4. Favorite Day:
Friday 9,
Saturday 12,
Sunday 15



BUDGET A family is making a monthly budget. The total take-home pay for a month is \$2400.

- How much is budgeted for food? \$792
- How much is budgeted for miscellaneous? \$504
- How much is budgeted for rent? \$600
- How much is budgeted for clothes? \$360
- How much is budgeted for savings? \$144

