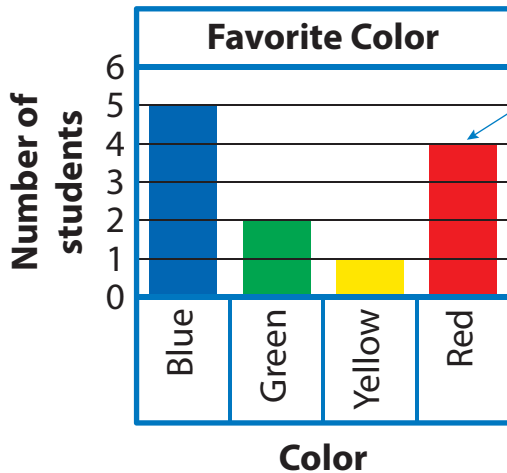
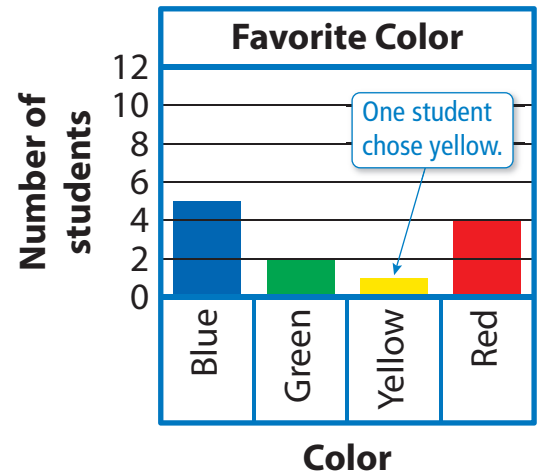


Key Concept and Vocabulary



Four students chose red.



The bar graphs represent the same survey.



One student chose yellow.

Skill Example

Hours Slept	
Cousin	7
Friend	9
You	8

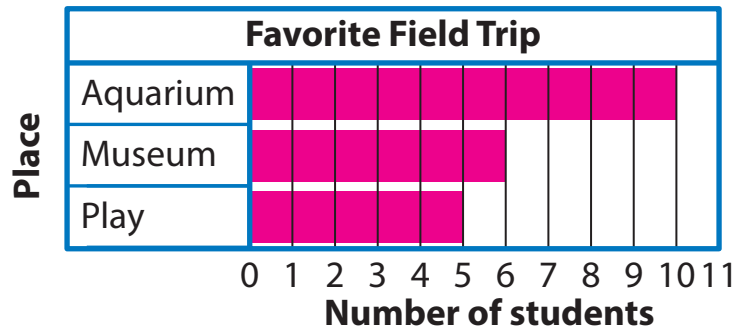


PRACTICE MAKES PURR-FECT®

Check your answers at BigIdeasMath.com.

2. Complete the bar graph.

Favorite Field Trip	
Aquarium	10
Museum	6
Play	5



SEASHELLS Use the bar graph.

- How many seashells do you collect? 5
- Who collects the most seashells? Newton
- How many fewer seashells does Descartes collect than Newton? 4
- REASONING** Your cousin collects 14 seashells. Explain how you would change the scale to include your cousin in the bar graph.
Change the scale to increments of 2.

